
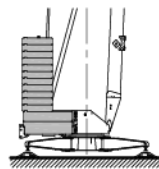
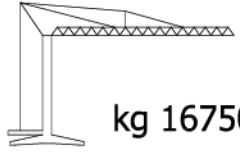


P	
kg 30480 <i>In servizio</i> En servicio In service In betrieb En service	kg 21815 <i>Fuori servizio</i> Fuera de servicio Out of service Außer betrieb Hors service

	
	N° 11x2180 N° 2x1850 N° 2x1550 kg 47530
	kg 16750

Kran



Antriebe

MOVIMENTO MOVIMIENTO MOVEMENT BEWEGUNG MOUVEMENT	ALIMENTAZIONE ALIMENTACION OPERATING VOLTAGE BETRIEBSSPANNUNG TENSION DE SERVICE	PRESTAZIONI FUNCIONAMIENTOS PERFORMANCES LEISTUNGEN EXÉCUTIONS	
---	---	---	--

SOLLEVAMENTO ELEVACION - HOISTING HEBEN - LEVAGE INVERTER	400 V 50 Hz		1 ^a m/1' - kg	2 ^a m/1' - kg	3 ^a m/1' - kg	4 ^a m/1' - kg	kW 15
			4	16	34	46	
			4000	4000	2000	1000	

CARRILLO CARRILLO - JIB TROLLEY LAUFKATZE - DISTRIBUTION INVERTER	400 V 50 Hz		1 ^a m/1'	2 ^a m/1'	3 ^a m/1'	kW 3
			18	30	56	

ROTAZIONE ROTACION - SLEWING DREHEN - ORIENTATION INVERTER	400 V 50 Hz		1 ^a g/1'	2 ^a g/1'	3 ^a g/1'	kW 3
			0 → 0.15	0.15 → 0.45	0.45 → 0.85	



Conforme alle direttive
CEE sul livello acustico
2000/14/CE

Conforme con las directivas
CEE sobre el nivel acustico

In compliance with the EEC
instructions on noise level

Gemäss EWG-Richtlinien für
den Schall-Leistungspegel

Conforme aux directives CEE
sur le niveau acoustique

Lastkurven

	m	3.5	5	14	16	18	20	22	23.2	26	28	30	32	34	36	38	40	41	43
	kg	4000			3400	2940	2584	2300	2000	1828	1670	1536	1419	1317	1228	1148	1076	1044	1000

	m	3.5	5	10	20	22	23.2	24	26	28	30	32	34	36	38	39	40	41	42.7
	kg	2000						1960	1795	1639	1505	1389	1288	1199	1120	1084	1049	1016	1000

	m	3.5	5	10	20	22	23.8	26	28	30	32	34	36	41.9
	kg	1000												

(0 - 4000 kg)

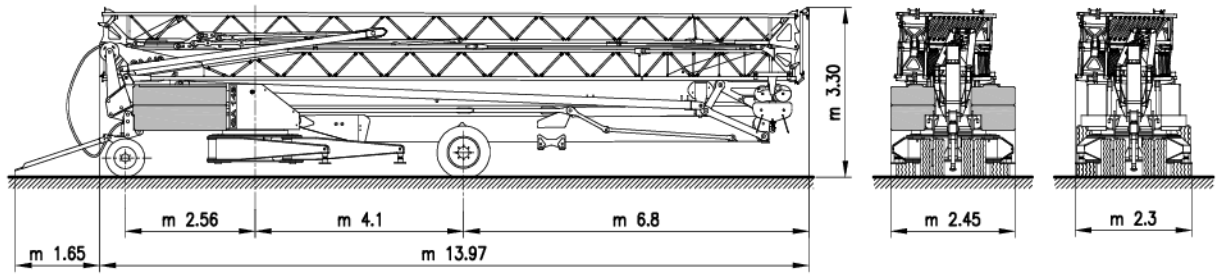


Kraftbedarf

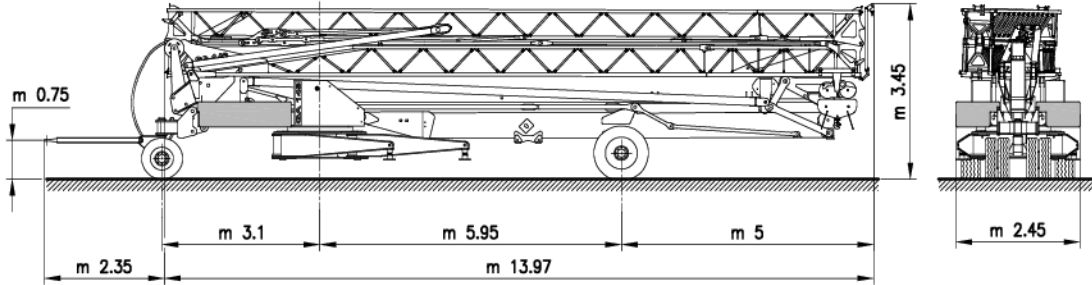
	SOLLEVAMENTO ELEVACION - HOISTING - HEBEN - LEVAGE	kg 4000
	14 kw 400 V - 50 Hz	

Transport

5
km/h



25
km/h



Montage

